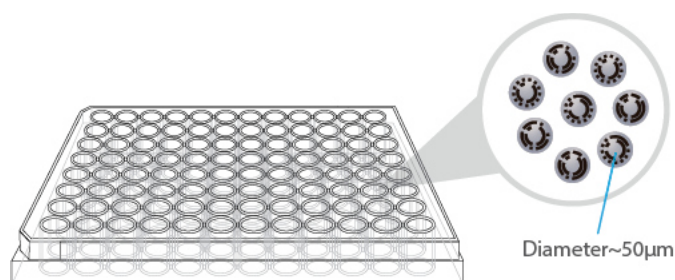


IntelliPlex™ ROS1 Rearrangement Kit

The IntelliPlex™ ROS1 Rearrangement Kit is a qualitative molecular assay for the detection of clinically actionable gene rearrangements of the ROS1 gene. A total of 14 rearrangements can be identified in a single well by using π Code™ MicroDisc and one-step RT-PCR technologies.

SINGLE-WELL MULTIPLEXING

π Code™ technology enables multiplexing with ease. Each π Code™ MicroDisc has a distinct image pattern and is coupled to a unique probe, allowing the capture and detection of multiple targets in a single well.



ROS1 (14 VARIANTS)

FUSION VARIANT	INFERRED BREAKPOINT
CD74-ROS1	C6:R32, C6:R34
EZR-ROS1	E10:R34
SLC34A2-ROS1	S4:R32, S4:R34
SDC4-ROS1	SD2:R32, SD4:R32, SD4:R34
TPM3-ROS1	T8:R35
FIG-ROS1	F3:R36, F7:R35
LRIG3-ROS1	L16:R35
SLC34A2-ROS1	SL13del:R32, SL13Del:R34

PRODUCT HIGHLIGHTS

- Single-well multiplex detection
- High sensitivity (≤ 5 -120 copies)
- Low RNA sample input (≥ 50 ng)
- < 6 hrs turnaround time (sample preparation included)

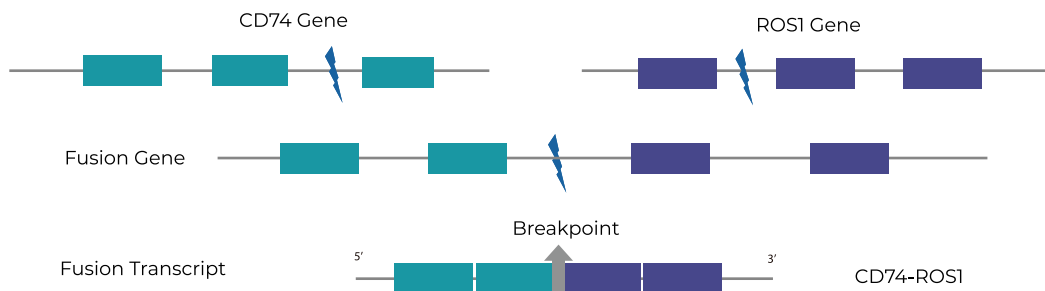
INSTRUMENTATION

- DigiPlex™ Thermocycler
- IntelliPlex™ 1000 π Code Processor
- PlexBio™ 100 Fluorescent Analyzer

SPECIMEN

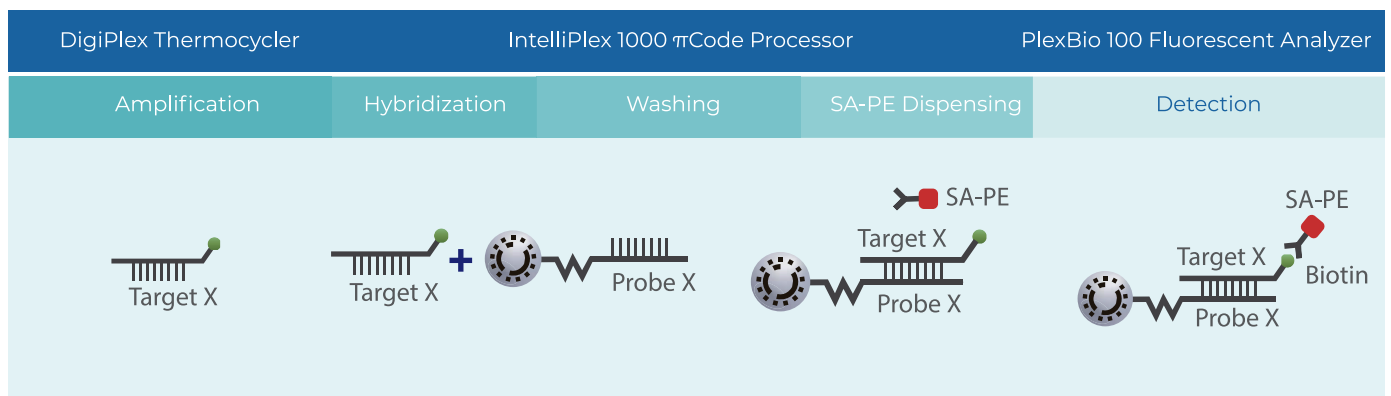
- FFPE

FUSION TRANSCRIPT DETECTION



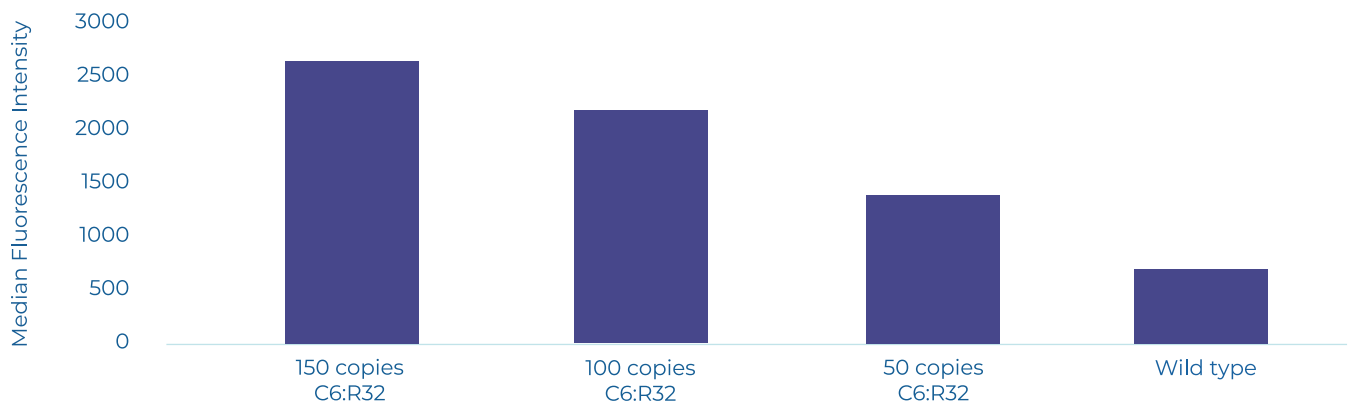
ASSAY WORKFLOW

A seamless multiplexing workflow results in highly sensitive mutation discrimination with minimal hands on time.



PERFORMANCE DATA

Detection of small amounts of variant among wild type.



ORDER INFORMATION

CATEGORY	PRODUCT NAME	PACKAGE VOLUME	CAT. NO
ASSAY KIT	IntelliPlex™ ROS1 Rearrangement Kit	24 rxns	82024



Order Info : order@plexbio.com
 General Info : marketing@plexbio.com
www.plexbio.com

